

## Summary Institution-Level Pass Rate Data: *Traditional Teacher Preparation Program Within IHE*

**Institution Name**  
**Institution Code**  
**State**

| <i>Group</i>                    | <i>Number Taking Assessment<sup>1</sup></i> | <i>Number Passing Assessment<sup>2</sup></i> | <i>Institutional Pass Rate</i> | <i>Number Taking Assessment<sup>1</sup></i> | <i>Number Passing Assessment<sup>2</sup></i> | <i>Statewide Pass Rate</i> |
|---------------------------------|---|--|--------------------------------|---|--|----------------------------|
| All program completers, 2013-14 | 263   | 255  | 97%                            | 2265  | 2222   | 98%                        |
| All program completers, 2012-13 | 252   | 251  | 100%                           | 2189  | 2153   | 98%                        |
| All program completers, 2011-12 | 235   | 235  | 100%                           | 2436  | 2405   | 99%                        |

Note: In cases where there are less than ten students taking the assessment or license/certificate, the number passing and pass rate are not reported.

<sup>1</sup>

Single Assessment Institution-Level Pass Rate Data: *Traditional Teacher Preparation Program Within IHE*

**HEOA - Title II  
2013 - 2014 Academic Year**

Institution Name  
Institution Code  
State

SALISBURY UNIVERSITY  
5403  
Maryland

| <i>Assessment Information</i> <sup>1</sup> | <i>Group</i>  | <i>Number Taking Assessment</i> | <i>Number Passing Assessment</i> | <i>Institutional Pass Rate</i> | <i>Institutional Average Scaled Score</i> | <i>Assessment Cut Score</i> <sup>2</sup> | <i>Number Taking Assessment</i> | <i>Number Passing Assessment</i> | <i>Statewide Pass Rate</i> | <i>Statewide Average Scaled Score</i> |
|--|---|---------------------------------|----------------------------------|--------------------------------|---|--|---------------------------------|----------------------------------|----------------------------|---------------------------------------|
| ART CONTENT AND ANALYSIS (0135)            | All enrolled students who have completed all nonclinical courses, 2013-14 |                                 |                                  |                                |   |  |                                 |                                  |                            |                                       |
| Test Company: ETS<br>Score Range: 100-200  | Other enrolled students, 2013-14  |                                 |                                  |                                |   |  | 62                              | 56                               | 90%                        | 179                                   |
|  | All program completers, 2013-14   |                                 |                                  |                                |   |  | 88                              | 88                               | 100%                       | 175                                   |
|  | All program completers, 2012-13   |                                 |                                  |                                |   |  | 78                              |                                  |                            |                                       |

Single Assessment Institution-Level Pass Rate Data: *Traditional Teacher Preparation Program Within IHE*



**HEOA - Title II**  
**2013 - 2014 Academic Year**

Institution Name  
Institution Code  
State

SALISBURY UNIVERSITY  
5403  
Maryland



5403



Single Assessment Institution-Level Pass Rate Data: *Traditional Teacher Preparation Program Within IHE*

**HEOA - Title II  
2013 - 2014 Academic Year**

Institution Name  
Institution Code  
State

SALISBURY UNIVERSITY  
5403  
Maryland

*Assessment Information*<sup>1</sup>

*Group*

*Number  
Taking  
Assessment*

*Number  
Passing  
Assessment*

*Institutional  
Pass Rate*

*Institutional  
Average  
Scaled Score*

*Assessment  
Cut Score*<sup>2</sup>

*Number  
Taking  
Assessment*

*Number  
Passing*




Single Assessment Institution-Level Pass Rate Data: *Traditional Teacher Preparation Program Within IHE*

**HEOA - Title II**  
**2013 - 2014 Academic Year**

Institution Name

SALISBURY UNIVERSITY

Single Assessment Institution-Level Pass Rate Data: *Traditional Teacher Preparation Program Within IHE*

|  |  |                      |
|--|--|----------------------|
|  | <b>HEOA - Title II<br/>2013 - 2014 Academic Year</b> |                      |
|  | Institution Name                                     | SALISBURY UNIVERSITY |
|  | Institution Code                                     | 5403                 |
|  | State  | Maryland             |

February 12, 2015

| Assessment Information <sup>1</sup>   | Group   | Number Taking Assessment | Number Passing Assessment | Institutional Pass Rate | Institutional Average Scaled Score | Assessment Cut Score <sup>2</sup> | Statewide                |                           |                     |                                |  |
|---|---|--------------------------|---------------------------|-------------------------|------------------------------------|-----------------------------------|--------------------------|---------------------------|---------------------|--------------------------------|--|
|   |   |                          |                           |                         |                                    |                                   | Number Taking Assessment | Number Passing Assessment | Statewide Pass Rate | Statewide Average Scaled Score |  |
| <b>ENVIRONMENTAL EDUCATION (0831)</b><br><br>Test Company: ETS<br>Score Range: 100-200                          | All enrolled students who have completed all nonclinical courses, 2013-14 |                          |                           |                         |                                    |                                   |                          |                           |                     |                                |  |
|   | Other enrolled students, 2013-14  |                          |                           |                         |                                    |                                   | 1                        |                           |                     |                                |  |
|   | All program completers, 2013-14   |                          |                           |                         |                                    |                                   | 1                        |                           |                     |                                |  |
|   | All program completers, 2012-13   |                          |                           |                         |                                    |                                   |                          |                           |                     |                                |  |
|   | All program completers, 2011-12   |                          |                           |                         |                                    |                                   |                          |                           |                     |                                |  |
| <b>FAMILY AND CONSUMER SCIENCES (5121)</b><br><br>Test Company: ETS<br>Score Range: 100-200                     | All enrolled students who have completed all nonclinical courses, 2013-14 |                          |                           |                         |                                    |                                   |                          |                           |                     |                                |  |
|   | Other enrolled students, 2013-14  |                          |                           |                         |                                    |                                   | 1                        |                           |                     |                                |  |
|   | All program completers, 2013-14   |                          |                           |                         |                                    |                                   | 1                        |                           |                     |                                |  |
|   | All program completers, 2012-13   |                          |                           |                         |                                    |                                   |                          |                           |                     |                                |  |
|   | All program completers, 2011-12   |                          |                           |                         |                                    |                                   | 1                        |                           |                     |                                |  |
| <b>FRENCH CONTENT KNOWLEDGE (0173)</b><br><br>Test Company: ETS<br>Score Range: 100-200                         | All enrolled students who have completed all nonclinical courses, 2013-14 |                          |                           |                         |                                    |                                   |                          |                           |                     |                                |  |
|   | Other enrolled students, 2013-14  |                          |                           |                         |                                    |                                   |                          |                           |                     |                                |  |
|   | All program completers, 2013-14   |                          |                           |                         |                                    |                                   |                          |                           |                     |                                |  |
|   | All program completers, 2012-13   |                          |                           |                         |                                    |                                   |                          |                           |                     |                                |  |
|   | All program completers, 2011-12   |                          |                           |                         |                                    |                                   | 1                        |                           |                     |                                |  |
| <b>FRENCH PRODUCTIVE LANGUAGE SKILLS (DISCONTINUED) (0171)</b><br><br>Test Company: ETS<br>Score Range: 100-200 | All enrolled students who have completed all nonclinical courses, 2013-14 |                          |                           |                         |                                    |                                   |                          |                           |                     |                                |  |
|   | Other enrolled students, 2013-14  |                          |                           |                         |                                    |                                   |                          |                           |                     |                                |  |
|   | All program completers, 2013-14   |                          |                           |                         |                                    |                                   |                          |                           |                     |                                |  |
|   | All program completers, 2012-13   |                          |                           |                         |                                    |                                   |                          |                           |                     |                                |  |
|   | All program completers, 2011-12   |                          |                           |                         |                                    |                                   | 1                        |                           |                     |                                |  |





Single Assessment Institution-Level Pass Rate Data: *Traditional Teacher Preparation Program Within IHE*

**HEOA - Title II  
2013 - 2014 Academic Year**

Institution Name  
Institution Code  
State

SALISBURY UNIVERSITY  
5403  
Maryland

**Assessment Information <sup>1</sup>**

HEALTH EDUCATION (5551)

Test Company: ETS  
Score Range: 100-200

**Group**

All enrolled students who have completed all nonclinical courses, 2013-14

Other enrolled students, 2013-14

| <i>Number Taking Assessment</i> | <i>Number Passing Assessment</i> | <i>Institutional Pass Rate</i> | <i>Institutional Average Scaled Score</i> | <i>Assessment Cut Score<sup>2</sup></i> | <i>Number Taking Assessment</i> | <i>Number Passing Assessment</i> | <i>Statewide Pass Rate</i> | <i>Statewide Average Scaled Score</i> |
|---------------------------------|----------------------------------|--------------------------------|---|---|---------------------------------|----------------------------------|----------------------------|---------------------------------------|
|---------------------------------|----------------------------------|--------------------------------|---|---|---------------------------------|----------------------------------|----------------------------|---------------------------------------|

9

1

**Single Assessment Institution-Level Pass Rate Data: *Traditional Teacher Preparation Program Within IHE***



Single Assessment Institution-Level Pass Rate Data: *Traditional Teacher Preparation Program Within IHE*

**HEOA - Title II  
2013 - 2014 Academic Year**

Institution Name  
Institution Code  
State



SALISBURY UNIVERSITY  
5403  
Maryland

Assessment Information<sup>1</sup>

Group

*Number Taking Assessment*  
*Number Passing Assessment*  
*Institutional Pass Rate*  
*Institutional Average Scaled Score*  
*Assessment Cut Score*<sup>2</sup>

*Number Taking Assessment*  
*Number Passing Assessment*  
*Statewide Pass Rate*  
*Statewide Average*



Single Assessment Institution-Level Pass Rate Data: *Traditional Teacher Preparation Program Within IHE*

**HEOA - Title II  
2013 - 2014 Academic Year**

Institution Name  
Institution Code  
State

SALISBURY UNIVERSITY  
5403  
Maryland

| Assessment Information <sup>1</sup>  | Group   | Number Taking Assessment | Number Passing Assessment | Institutional Pass Rate | Institutional Average Scaled Score | Assessment Cut Score <sup>2</sup> | Number Taking Assessment | Number Passing Assessment | Statewide Pass Rate | Statewide Average Scaled Score |
|--|---|--------------------------|---------------------------|-------------------------|------------------------------------|-----------------------------------|--------------------------|---------------------------|---------------------|--------------------------------|
| <b>PHYSICAL ED VIDEO EVALUATION (DISCONTINUED) (0093)</b><br><br>Test Company: ETS<br>Score Range: 100-200 | All enrolled students who have completed all nonclinical courses, 2013-14 |                          |                           |                         |                                    |                                   | 17                       | 17                        | 100%                | 168                            |
|  | Other enrolled students, 2013-14  |                          |                           |                         |                                    |                                   |                          |                           |                     |                                |
|  | All program completers, 2013-14   |                          |                           |                         |                                    |                                   |                          |                           |                     |                                |
|  | All program completers, 2012-13   |                          |                           |                         |                                    |                                   |                          |                           |                     |                                |
|  | All program completers, 2011-12   |                          |                           |                         |                                    |                                   |                          |                           |                     |                                |
| <b>PHYSICAL SCIENCE PEDAGOGY (0483)</b><br><br>Test Company: ETS<br>Score Range: 100-200                   | All enrolled students who have completed all nonclinical courses, 2013-14 |                          |                           |                         |                                    |                                   | 9                        |                           |                     |                                |
|  | Other enrolled students, 2013-14  |                          |                           |                         |                                    |                                   |                          |                           |                     |                                |
|  | All program completers, 2013-14   |                          |                           |                         |                                    |                                   |                          |                           |                     |                                |
|  | All program completers, 2012-13   |                          |                           |                         |                                    |                                   |                          |                           |                     |                                |
|  | All program completers, 2011-12   |                          |                           |                         |                                    |                                   |                          |                           |                     |                                |
| <b>PHYSICS CONTENT KNOWLEDGE (5265)</b><br><br>Test Company: ETS<br>Score Range: 100-200                   | All enrolled students who have completed all nonclinical courses, 2013-14 |                          |                           |                         |                                    |                                   |                          |                           |                     |                                |
|  | Other enrolled students, 2013-14  | 1                        |                           |                         |                                    | 143                               | 6                        |                           |                     |                                |
|  | All program completers, 2013-14   | 1                        |                           |                         |                                    | 143                               | 13                       | 13                        | 100%                | 163                            |
|  | All program completers, 2012-13   |                          |                           |                         |                                    |                                   | 8                        |                           |                     |                                |
|  | All program completers, 2011-12   | 1                        |                           |                         |                                    | 143                               | 11                       | 11                        | 100%                | 166                            |
| <b>PRAXIS I MATHEMATICS (0730)</b><br><br>Test Company: ETS  | All enrolled students who have completed all nonclinical courses, 2013-14 |                          |                           |                         |                                    |                                   | 154                      | 150                       | 97%                 | 179                            |
|  | Other enrolled students, 2013-14  | 223                      | 209                       |                         |                                    |                                   |                          |                           |                     |                                |

Single Assessment Institution-Level Pass Rate Data: *Traditional Teacher Preparation Program Within IHE*

***HEOA - Title II***  
***2013 - 2014 Academic Year***

Institution Name

SALISBURY UNIVERSITY

**Single Assessment Institution-Level Pass Rate Data: Traditional Teacher Preparation Program Within IHE**

|                         |  |
|-------------------------|--|
|                         | <b>HEOA - Title II<br/>2013 - 2014 Academic Year</b> |
| <b>Institution Name</b> | SALISBURY UNIVERSITY                                 |
| <b>Institution Code</b> | 5403   |
| <b>State</b>            | Maryland   |

February 12, 2015

| Assessment Information <sup>1</sup>   | Group   | Number Taking Assessment | Number Passing Assessment | Institutional Pass Rate | Institutional Average Scaled Score | Assessment Cut Score <sup>2</sup> | Statewide                |                           |                     |                                |
|---|---|--------------------------|---------------------------|-------------------------|------------------------------------|-----------------------------------|--------------------------|---------------------------|---------------------|--------------------------------|
|   |   |                          |                           |                         |                                    |                                   | Number Taking Assessment | Number Passing Assessment | Statewide Pass Rate | Statewide Average Scaled Score |
| <b>PRINC LEARNING AND TEACHING 7-12 (5624)</b><br><br>Test Company: ETS<br>Score Range: 100-200               | All enrolled students who have completed all nonclinical courses, 2013-14 |                          |                           |                         |                                    |                                   | 19                       | 19                        | 100%                | 176                            |
|   | Other enrolled students, 2013-14  | 15                       | 15                        | 100%                    | 173                                | 157                               | 104                      | 101                       | 97%                 | 175                            |
|   | All program completers, 2013-14   | 40                       | 40                        | 100%                    | 177                                | 157                               | 447                      | 446                       | 100%                | 180                            |
|   | All program completers, 2012-13   | 41                       | 41                        | 100%                    | 178                                | 157                               | 450                      | 450                       | 100%                | 179                            |
|   | All program completers, 2011-12   | 36                       | 36                        | 100%                    | 176                                | 157                               | 411                      | 411                       | 100%                | 178                            |
| <b>PRINC LEARNING AND TEACHING EARLY CHILD (DISC) (0521)</b><br><br>Test Company: ETS<br>Score Range: 100-200 | All enrolled students who have completed all nonclinical courses, 2013-14 |                          |                           |                         |                                    |                                   |                          |                           |                     |                                |
|   | Other enrolled students, 2013-14  |                          |                           |                         |                                    |                                   |                          |                           |                     |                                |
|   | All program completers, 2013-14   |                          |                           |                         |                                    |                                   |                          |                           |                     |                                |
|   | All program completers, 2012-13   |                          |                           |                         |                                    |                                   |                          |                           |                     |                                |
|   | All program completers, 2011-12   | 8                        |                           |                         |                                    | 169                               | 66                       | 66                        | 100%                | 188                            |
| <b>PRINC LEARNING AND TEACHING EARLY CHILD (5621)</b><br><br>Test Company: ETS<br>Score Range: 100-200        | All enrolled students who have completed all nonclinical courses, 2013-14 |                          |                           |                         |                                    |                                   | 7                        |                           |                     |                                |
|   | Other enrolled students, 2013-14  | 5                        |                           |                         |                                    | 157                               | 71                       | 64                        | 90%                 | 170                            |
|   | All program completers, 2013-14   | 36                       | 36                        | 100%                    | 170                                | 157                               | 262                      | 261                       | 100%                | 172                            |
|   | All program completers, 2012-13   | 33                       | 33                        | 100%                    | 170                                | 157                               | 224                      | 224                       | 100%                | 172                            |
|   | All program completers, 2011-12   | 17                       | 17                        | 100%                    | 168                                | 157                               | 191                      | 188                       | 98%                 | 170                            |
| <b>PRINC LEARNING AND TEACHING K-6 (5622)</b><br><br>Test Company: ETS<br>Score Range: 100-200                | All enrolled students who have completed all nonclinical courses, 2013-14 |                          |                           |                         |                                    |                                   | 33                       | 30                        | 91%                 | 172                            |
|   | Other enrolled students, 2013-14  | 30                       | 30                        | 100%                    | 178                                | 160                               | 153                      | 151                       | 99%                 | 179                            |
|   | All program completers, 2013-14   | 142                      | 142                       | 100%                    | 179                                | 160                               | 951                      | 949                       | 100%                | 179                            |
|   | All program completers, 2012-13   | 104                      | 104                       | 100%                    | 177                                | 160                               | 904                      | 904                       | 100%                | 179                            |
|   | All program completers, 2011-12   | 92                       | 92                        | 100%                    | 179                                | 160                               | 767                      | 767                       | 100%                | 178                            |





Single Assessment Institution-Level Pass Rate Data: *Traditional Teacher Preparation Program Within IHE*

**HEOA - Title II  
2013 - 2014 Academic Year**

Institution Name  
Institution Code  
State

SALISBURY UNIVERSITY  
5403  
Maryland


**Assessment Information<sup>1</sup>**

**Group**

**Number  
Taking  
Assessment**    **Number  
Passing  
Assessment**    **Institutional  
Pass Rate**    **Institutional  
Average  
Scaled Score**    **Assessment  
Cut Score<sup>2</sup>**



**Number  
Taking  
Assessment**    **Number  
Passing  
Assessment**    **Statewide  
Pass Rate**    **Statewide  
Average  
Scaled Score**

SOCIAL STUDIES PEDAGOGY (0084)



Single Assessment Institution-Level Pass Rate Data: *Traditional Teacher Preparation Program Within IHE*

*HEOA - Title II*  
*2013 - 2014 Academic Year*





Single Assessment Institution-Level Pass Rate Data: *Traditional Teacher Preparation Program Within IHE*

**HEOA - Title II  
2013 - 2014 Academic Year**

Institution Name  
Institution Code  
State



SALISBURY UNIVERSITY  
5403  
Maryland

Assessment Information<sup>1</sup>

Group

*Number Taking Assessment*  
*Number Passing Assessment*  
*Institutional Pass Rate*  
*Institutional Average Scaled Score*  
*Assessment Cut Score*<sup>2</sup>

*Number Taking Assessment*  
*Number Passing Assessment*  
*Statewide Pass Rate*  
*Statewide Average Scaled Score*



Single Assessment Institution-Level Pass Rate Data: *Traditional Teacher Preparation Program Within IHE*

**HEOA - Title II  
2013 - 2014 Academic Year**

Institution Name  
Institution Code  
State

SALISBURY UNIVERSITY  
5403  
Maryland

| <i>Assessment Information</i> <sup>1</sup>  | <i>Group</i>  | <i>Number Taking Assessment</i> | <i>Number Passing Assessment</i> | <i>Institutional Pass Rate</i> | <i>Institutional Average Scaled Score</i> | <i>Assessment Cut Score</i> <sup>2</sup> | <i>Number Taking Assessment</i> | <i>Number Passing Assessment</i> | <i>Statewide Pass Rate</i> | <i>Statewide Average Scaled Score</i> |
|---|---|---------------------------------|----------------------------------|--------------------------------|---|--|---------------------------------|----------------------------------|----------------------------|---------------------------------------|
| <i>WPT FRENCH (ACT2005)</i><br><br><i>Test Company: ACTFL*</i><br><i>Score Range: 1-10</i>  | All enrolled students who have completed all nonclinical courses, 2013-14 |                                 |                                  |                                |   |  |                                 |                                  |                            |                                       |
|   | Other enrolled students, 2013-14  | 1                               |                                  |                                |   | 6  | 1                               |                                  |                            |                                       |
|   | All program completers, 2013-14   |                                 |                                  |                                |   |  | 1                               |                                  |                            |                                       |
|   | All program completers, 2012-13   | 1                               |                                  |                                |   | 6  | 3                               |                                  |                            |                                       |
|   | All program completers, 2011-12   |                                 |                                  |                                |   |  | 1                               |                                  |                            |                                       |
| <i>WPT GERMAN (ACT2006)</i><br><br><i>Test Company: ACTFL*</i><br><i>Score Range: 1-10</i>  | All enrolled students who have completed all nonclinical courses, 2013-14 |                                 |                                  |                                |   |  |                                 |                                  |                            |                                       |
|   | Other enrolled students, 2013-14  |                                 |                                  |                                |   |  |                                 |                                  |                            |                                       |
|   | All program completers, 2013-14   |                                 |                                  |                                |   |  |                                 |                                  |                            |                                       |
|   | All program completers, 2012-13   |                                 |                                  |                                |   |  |                                 |                                  |                            |                                       |
|   | All program completers, 2011-12   |                                 |                                  |                                |   |  | 2                               |                                  |                            |                                       |
| <i>WPT RUSSIAN (ACT2014)</i><br><br><i>Test Company: ACTFL*</i><br><i>Score Range: 1-10</i> | All enrolled students who have completed all nonclinical courses, 2013-14 |                                 |                                  |                                |   |  |                                 |                                  |                            |                                       |
|   | Other enrolled students, 2013-14  |                                 |                                  |                                |   |  |                                 |                                  |                            |                                       |
|   | All program completers, 2013-14   |                                 |                                  |                                |   |  |                                 |                                  |                            |                                       |
|   | All program completers, 2012-13   |                                 |                                  |                                |   |  | 1                               |                                  |                            |                                       |
|   | All program completers, 2011-12   |                                 |                                  |                                |   |  |                                 |                                  |                            |                                       |
| <i>WPT SPANISH (ACT2015)</i><br><br><i>Test Company: ACTFL*</i><br><i>Score Range: 1-10</i> | All enrolled students who have completed all nonclinical courses, 2013-14 |                                 |                                  |                                |   |  |                                 |                                  |                            |                                       |
|   | Other enrolled students, 2013-14  | 4                               |                                  |                                |   | 6  | 7                               |                                  |                            |                                       |
|   | All program completers, 2013-14   | 1                               |                                  |                                |   | 6  | 12                              | 12                               | 100%                       | 7                                     |
|   | All program completers, 2012-13   | 1                               |                                  |                                |   | 6  | 4                               |                                  |                            |                                       |
|   | All program completers, 2011-12   | 1                               |                                  |                                |   | 6  | 9                               |                                  |                            |                                       |